


Tools overview







Ulf Kronsell - 2023-05-03 - Overview

1. Log in to the Partner portal through www.skolon.com. Don't have an account?

Contact us : support@skolon.eu

2. Click **Tools**. Here you will find an overview of your tools. The column Status shows if the tool setup is complete. The column Market shows the markets that the tool is available for.







EXAMPLE PARTNER Peter Nilsson
Example Partner 

-  Start
-  Activated demos
-  Economy
-  Licence management ●
-  Tools
-  Documentation

Tools

Manage, edit, and add new tools

NEW TOOLSFILTER

| Tools | Status | Publication | Market | Rating | Number of users |
|--|--------|-------------|---|--------|-----------------|
|  Example Tool 1 | ✔ | Published |  | ☆☆☆☆☆ | x 0 |
|  Example Tool 2 | ! | Published |  | ☆☆☆☆☆ | x 0 |
|  Example Tool 3 | ✔ | Published |  | ☆☆☆☆☆ | x 0 |